



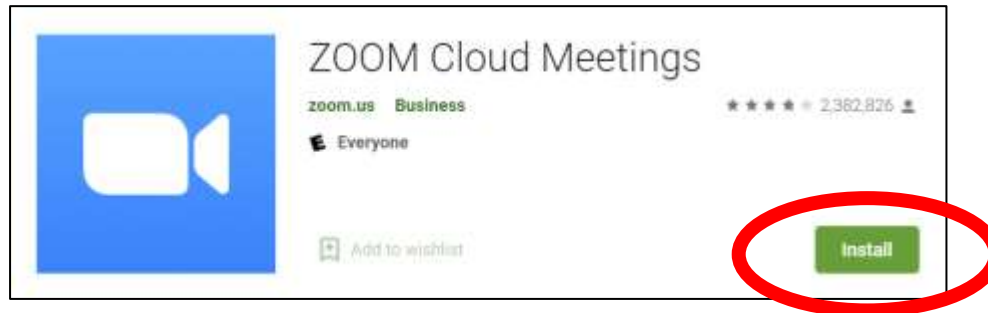
## STEPS TO SET UP ZOOM CLOUD MEETING

### Step 1: Download Zoom Cloud Meetings on your Phone or PC


**PC:** Download via: <https://www.zoom.us/download>

**Android:** Download from Google Play Store

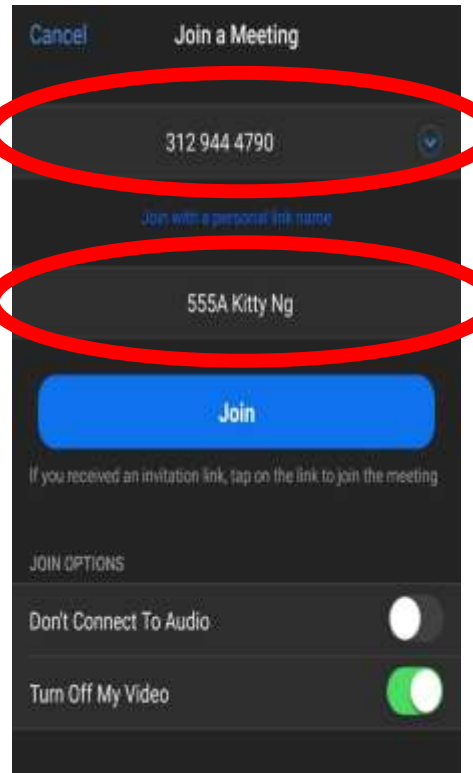
**Apple:** Download from App Store



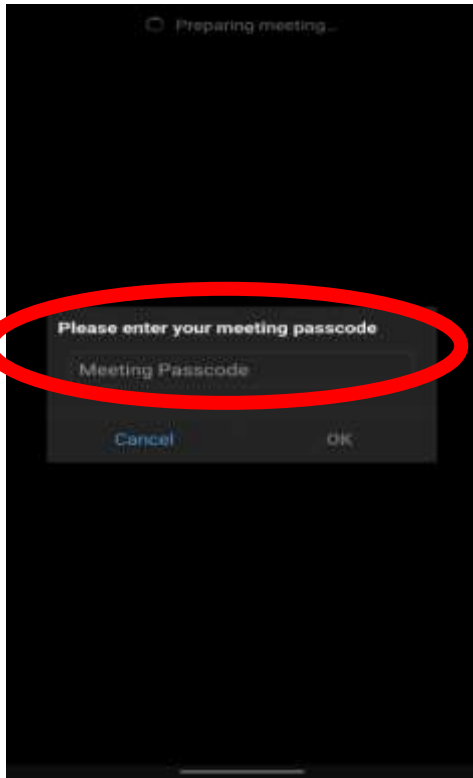
**Step 2: Launch Zoom Cloud Meetings App 20 minutes before commencement of your HBTL**



**Step 2A:** Click “Join a Meeting”




**Step 2B:** Enter “Meeting ID” and “Name (Last 4 characters of your of your ID & Name)”



**Step 2C:** Enter “Passcode” and wait to be admitted into HBTL



**Step 2D:** Click "Join with Video"



**Step 2E:** Ensure you unmute yourself and video is turn on throughout the session

**REMINDER:** Please ensure your face is visible.